

Hello! Welcome to your *Playing In Pack*!


LOOK BACKWARDS LOOK FORWARDS LOOK AROUND

This pack has been specially put together for you by artists Ruby Pester and Nadia Rossi who some of you may have met before at Community By Nature.

What's In The Pack?

Inside this pack you will find:

- A set of 12 *Playing In* game card shapes
- A bundle of coloured cardboard
- A piece of fabric
- A bundle of colourful plastic sheeting
- A piece of stick
- A painted pencil
- 3 coloured balls of wool
- A small ball of tape
- A roll of coloured pipe cleaners
- 12 huge pipe cleaners
- Wooden pegs



Playing In Game Cards

The game cards you find inside this pack are a set of games that were created by the artists and young people at Community by Nature earlier this year.

You will find the instructions for the games on one side of the card and the image of a game on the other. The game instructions on the back of the card are sometimes different to the image of the game on the front so that if you want, you can play a guessing game with the cards to try and match the game image with the instructions.

Share your games with us and everyone!

We'd love to see the games your children make - so do please take some photos and share on your social media channels with the hashtag #playinginsefton.

If they made up a new game tell us their instructions for how to make it, how to play, what the rules are. We will share your games with the world for other people to play...and they may even win a prize!

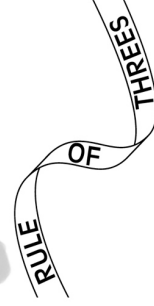
For Parents and Carers

The contents of this play pack are suitable for children aged 8 and over to play with alone, or for younger children with adult supervision. In line with Covid 19 advice we have used mask and gloves to construct each pack and they have been quarantined for 48 hours after construction to ensure they are safe to play with straight away.

Playing in is a project by Rule of Threes in partnership with Community by Nature and Venus for Sefton Borough of Culture 2020.

For more information visit: playingout.uk

Supported by: Sefton Council, Borough of Culture, Arts Council England, Heritage Fund and National Lottery Community Fund



The Granada
Foundation



Supported using public funding by


**ARTS COUNCIL
ENGLAND**



A Fake Door
to another world or dimension
Make a fake door inside your house or in your garden or in a shoebox. Use cardboard scrap and tape to make your door and decorate it with paper, junk and paint.

What is through the door?
Where does the door lead you to? Post something to yourself through the door's letterbox.

PLAYING IN 2020



A Pair of Very Long Arms
Make a pair of very long arms to meet, greet and hug anyone inside your house at a safe distance or put them out a window or in your garden (if you have one) to wave at any passers by.

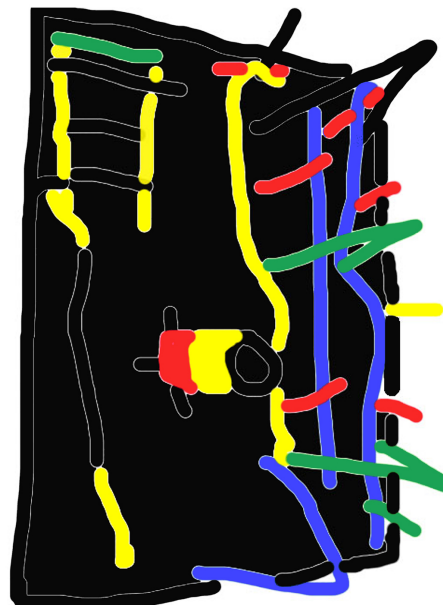
PLAYING IN 2020

Clothes Drying Rack - Balloon Release

Blow up balloons, balance them on a clothes drying rack. Pick a colour of balloon for each player. Use a broom or mop or stick and take turns to try to get your colour of balloon out.

What other ways could you make a game with a clothes drying rack, balloons and a stick? Make a name for your new game. Play it.

PLAYING IN 2020




A handmade ball and a made up ball game.

Make a ball and then make a game for your handmade ball. What are the rules? How many people can play? What should you wear when you play the game?

Make as big a ball as you can using newspapers, old letters, old bills, any paper scrap or packaging (check the recycling bin) & tape or string.

PLAYING IN 2020





Playing Outside In - Model Street Games

Make a miniature model of the street that you live on using paper, card and junk. You can make yourself out of cardboard and your friends too. Make a miniature game for your miniature street.

What do you need for your game? What is your game called? How do you play it?

PLAYING IN 2020



Your Brilliant Action Obstacle Course

Gather 5 objects from around the house. Lay them out in a row with some space between them to do something in. Work out an action you can do with each object.

Your actions should include a noise and something you can do with your body.

Write down your action and sound next to each object. Go back to the start and try out your action obstacle course.

PLAYING IN 2020

A Maze

Make a maze in a room in your house or outside in your garden using fabric, string and clothes pegs (or knots). Weave the string from one side to the other side and attach fabric to the string line with pegs.

If you don't have a lot of space you can make a mini maze in a box using the same idea.

Try out moving through your maze from one end to the other.

PLAYING IN 2020



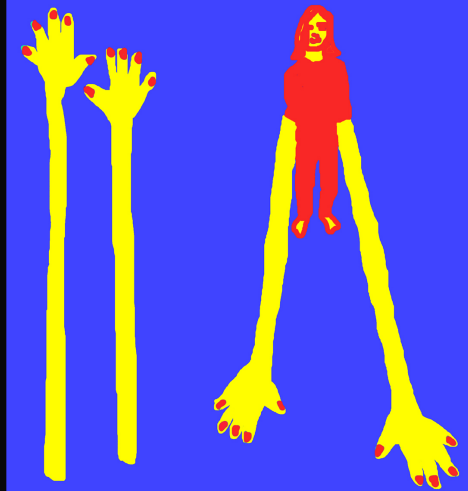
A Maypole

Use a stick or a mop or a broom to make a maypole. Wrap a wire coathanger to the top of it. Tie 12 long thin scrap pieces of fabric to the coathanger.

Find a way to make the pole stand up on its own. Maybe by pushing it into the ground in your garden or putting it in a bucket filled with stones.

Try walking around your maypole in a circle holding onto a piece of fabric. Ask someone else in your house to join in.

PLAYING IN 2020





Junk Skittles


Make a set of 6 junk skittles and a ball to play with in your bedroom. The skittles can be any size, mini skittles or massive ones.

You can use anything you have lying around like scrap fabric or junk from the recycling bin.

Make your ball from scrunched up paper and put tape around it to hold it together.

Try them out. How many can you knock down?

PLAYING IN 2020



Stepping Stones

Make a set of stepping stones from your bedroom to the other rooms in your house or garden. You must ONLY step on the stepping stones to move around.

Make up an action for each stepping stone like 'balance on one leg' or 'jump up and down' or 'shout the name of your favourite thing to eat' and write them onto each stone.

When you land on each stepping stone you must act out the action under your feet.

PLAYING IN 2020

Shoe Line

Get every pair of shoes in your house and make a line to wherever it leads to. Put something in each shoe. What might you find at the end of the line?



PLAYING IN 2020

Self Portrait Softie

Make yourself out of soft fabric and stuffing. You can make a tiny soft you or a huge soft you.

You can use old fabric scrap, a sheet or old clothes and socks. Use paper to stuff each part and string or elastic bands to tie knots. Form your head, body, arms and legs.

Get yourself dressed. Make yourself a snack and sit yourself down to relax.

PLAYING IN 2020

